

A meeting of the Local Police and Fire Scrutiny Committee will be held on Thursday 16 September 2021 at 3pm within the Municipal Buildings, Greenock.

Members may attend the meeting in person or access the meeting by remote online access. Separate Webex invites will be issued for the meeting and will be sent to all Members and Officers prior to the meeting. Members are requested to notify Committee Section by 12 noon on Wednesday 15 September how they intend to access the meeting.

In the event of connectivity issues, Members joining remotely are asked to use the join by phone number in the Webex invitation and as noted above.

Please note that this meeting will be recorded for internal administrative use only.

ANNE SINCLAIR
Interim Head of Legal Services

BUSINESS

1. Apologies, Substitutions and Declarations of Interest	Page
PERFORMANCE MANAGEMENT	
2. Police Scotland Performance Report	P
3. Police Scotland - Operation Urram (COP26 Climate Summit) Verbal Update	P
4. Scottish Fire & Rescue Service Performance Report	P
NEW BUSINESS	
5. Local Police and Fire Scrutiny Committee Update Report (Sept 2021) Report by Corporate Director Education, Communities & Organisational Development	P

Enquiries to – **Lindsay Carrick** - Tel 01475
712114



POLICE SCOTLAND
Keeping people safe

Inverclyde Performance Summary Report

Reporting Period: 01/04/21 - 31/07/21

Total Crime



-8.1%



1964 Crimes

Incidents Recorded

-10.8%



6802

Common Assault

-5.2%



199

Overall Dishonesty

-26.2%



340

Domestic Abuse Incidents

-18.3%



245

Overall Violent Crime

-12.3%



221

Sexual Crime

+29%



40

Road Traffic Casualties

-15%



11

Disorder Complaints

-28.9%



1318

Missing People

+5.8%



18

Counter Terrorism



The threat level from INTERNATIONAL TERRORISM has been changed from Severe to Substantial. This means it is deemed an attack is likely.

Housebreaking

-37.9%



36

*All data provided is for the period 1 Apr - 31st July unless otherwise stated. All statistics are provisional and should be treated as management information. All data have been extracted from Police Scotland internal systems and are correct as of 17/08/2021

Inverclyde

Performance Summary Report

Reporting Period: 1 Apr 2021 to 31st July 2021



SECTION	PAGE NUMBER
Introduction	2
Executive Summary	3
Demand Analysis	4
Online and Cybercrime	5
Acquisitive Crime	5
Counter Terrorism & Domestic Extremism	5
Antisocial Behaviour, Violence & Disorder	6
Serious Organised Crime	7
Protecting People at Risk of Harm	7
Road Safety & Road Crime	8
Public Confidence - Complaints & Allegations	9

Introduction

I am pleased to present this report to the Police Fire and Rescue Committee for its information and consideration.





Please note that all data included in this report are management information and not official statistics.

All data are sourced from Police Scotland internal systems and are correct as of date of publication.

Unless stated otherwise numerical comparisons are to the same period in the previous year to date.

INVERCLYDE POLICING PRIORITIES 2018-2022

- 1 Drug dealing and drug misuse
- 2 Violence and antisocial behaviour
- 3 Dishonesty
- 4 Road Safety

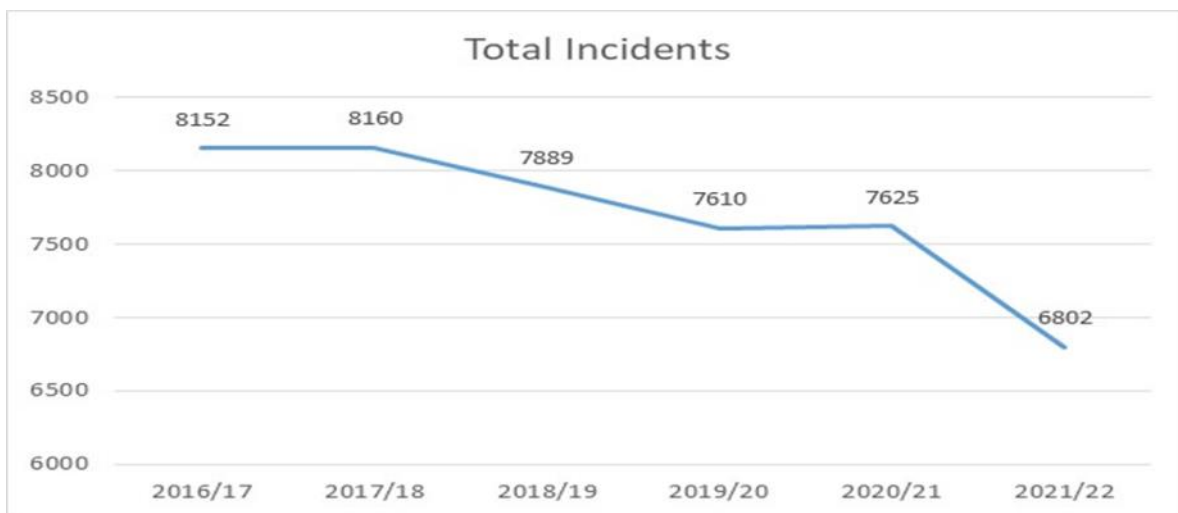
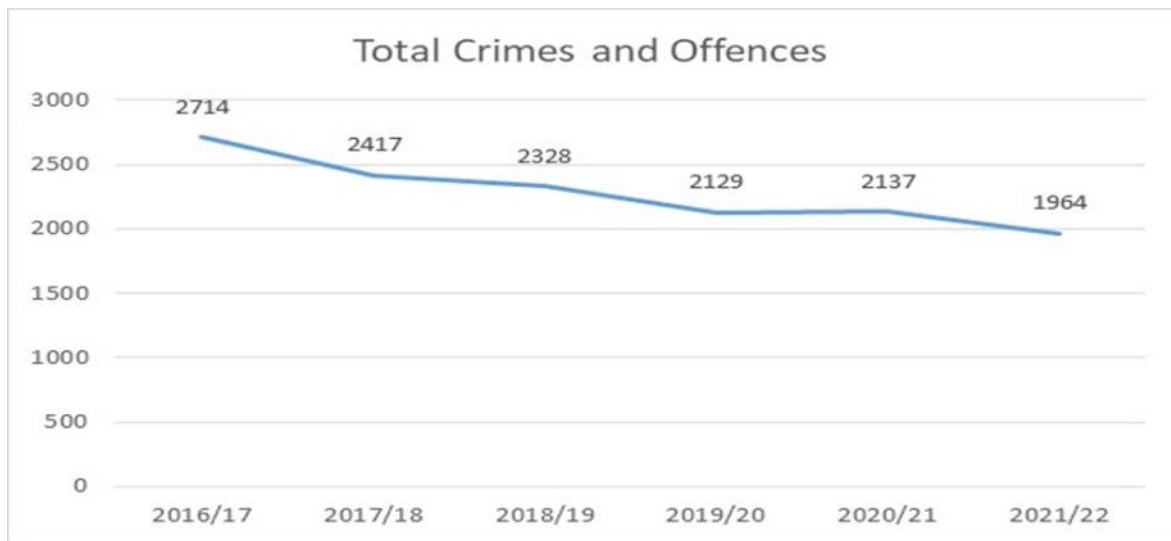
PRIORITY AREA	EXECUTIVE SUMMARY
Drug supply and misuse 	<p>Drug dealing and misuse continues to be a priority area for our attention in Inverclyde as communities tell us they are concerned about the harm caused. Although our detections for drug supply are lower than last year we have been proactive in addressing this issue. We continue to gather intelligence for further enforcement action in Inverclyde, however we manage this from a Divisional perspective as criminals do not recognise Local Authority boundaries. Overall, drugs supply detections in Inverclyde are down on the 5YA figures.</p>
Violence & ASB 	<p>The level of overall violent crime is slightly down compared to last year. There has been a decrease in the number of common assaults compared to 5YA. A contributory factor has been lockdown and COVID restrictions. 55 of 199 assaults were perpetrated against emergency workers. ASB has decreased overall in part due to the closure of the night time economy in recent months.</p>
Dishonesty 	<p>Housebreaking crimes continue to reduce, particularly in relation to domestic dwellings.</p> <p>Fraud is an area which has seen a large increase locally and nationally as a result of organised crime groups in the UK and beyond seeking to exploit vulnerable people as a result of the pandemic.</p> <p>Shoplifting has decreased with less access to shops during restrictions meaning criminals targeting other areas to fund addiction issues. However as more shops have started to reopen and social distancing measures have reduced this is likely to increase.</p>
Road Safety 	<p>The number of casualties on Inverclyde roads has reduced again this year and to date there have been no fatalities on our roads which is the same compared to the same period last year. It is recognised that due to restrictions easing an increase in the number of vehicles on the roads may impact on these figures.</p>

POLICE SCOTLAND'S POLICING PRIORITIES 2021-2022

1. Protecting vulnerable people
2. Working with communities
3. Tackling crime in the digital age
4. Support for operational policing

DEMAND ANALYSIS - * PYTD - PREVIOUS YEAR TO DATE CYTD - CURRENT YEAR TO DATE

CRIME	PYTD *	CYTD *	INCIDENTS	PYTD	CYTD
Total Crimes & Offences	2,137	1,964	Total number of incidents	7,625	6,802



Context:

The volume of recorded crime and offences has fallen by 8.1% on the previous year and by 16.2% on the preceding five year average, with a longer term decrease in non-sexual crimes of violence, crimes of dishonesty and miscellaneous offences driving the fall in overall volume. Meanwhile, recorded police incidents have fallen by 10.8% on the previous year, and by 13.8% on the five year average.

ONLINE & CYBERCRIME - DATA OVERVIEW

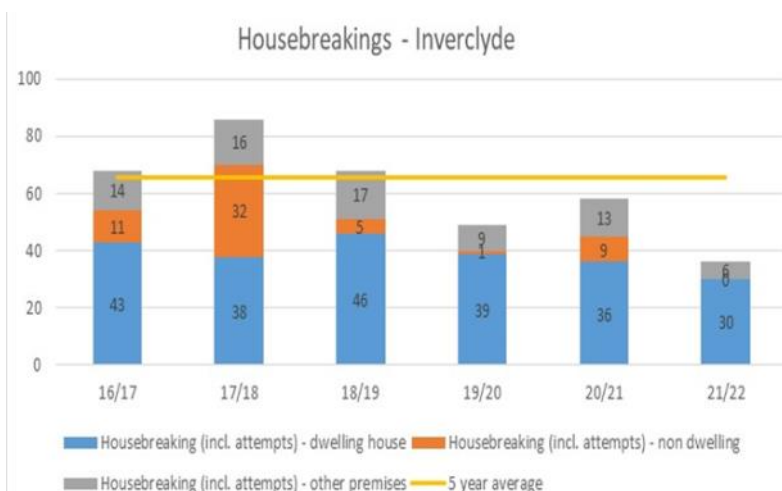
CONTEXT:



In the period April – July 2021, 34 crimes have been designated as 'cyber-crimes' by the Cybercrime Unit. 38% of these were classed as fraudulent transactions/identity fraud (including account takeovers); 20% of crimes were classed as scams and 15% classed as fraudulent sales or purchases.

Inverclyde Police have been running social media campaigns over the summer regarding online and telephone based frauds to help raise awareness and help people to identify scammers who target the most vulnerable in our communities. The media campaign was an extension to the Take 5 Campaign cyber fraud information leaflets delivered to every household in Inverclyde via the Council Tax letters in March 2021.

ACQUISITIVE CRIME — DATA OVERVIEW



CONTEXT:



112 shoplifting crimes have been recorded – a decrease on the 5YA of 137. Meanwhile the detection rate fell from 95% PYTD to 77.7%.



Housebreaking crimes (including attempts) fell from a 5YA of 65.8, to 36 crimes year-to-date. There were fewer HBs to all categories of premises.

Motor vehicle crimes decreased, from a 5YA of 51.8, to a total of 35. Theft of a motor vehicle continues to account for the highest proportion of motor vehicle crime. The MV crime detection rate is 17.1%, below the 5YA of 33.6% and below the PYTD rate of 60.9%.

There were no bogus caller crimes recorded within Inverclyde year to date.

COUNTER TERRORISM & DOMESTIC EXTREMISM

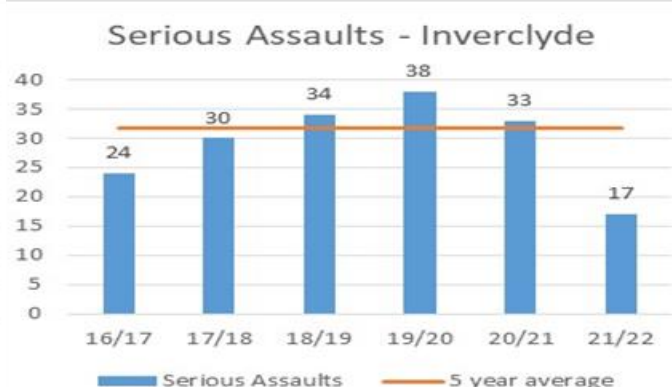
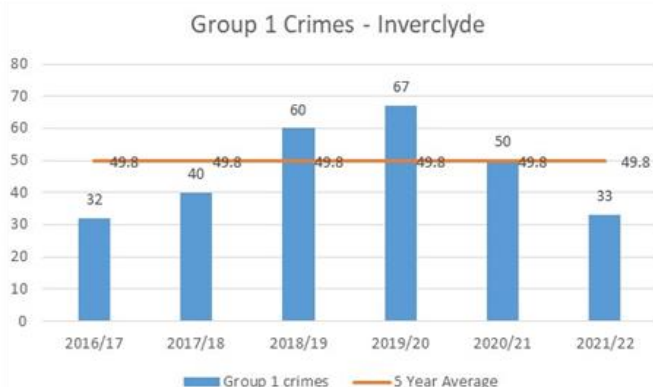
CONTEXT: On February 2021 the Home Secretary announced a decrease in the UK's Terrorist Threat Level from Severe to Substantial. This means it is deemed an attack is likely.

At this time there is nothing to suggest that there is any specific threat to Scotland. However, the threat from Islamic, Northern Ireland and Right-wing situation remains a serious threat.

Inverclyde has an embedded CTLO (Counter Terrorist Liaison Officer) who provides expert guidance and support regarding emerging threats from national and international terrorism & Extremism. Recent activities the CTLO has been involved with including work with Ports Authority in Inverclyde to assist with inspections and training to staff and Security officers to include vigilance about the threat from international terrorism, import & export due to Brexit and COVID and the challenges brought by the increase with the Cruise ship industry.

ANTISOCIAL BEHAVIOUR, VOLENCE & DISORDER - DATA OVERVIEW

1 APRIL 2021 TO 31st July - OBJECTIVE: Reduce the number of victims of violent crime



CONTEXT:

33 Group 1 crimes of violence have been recorded YTD – down on the five year average (5YA) of 49.8. There has been one murder and no attempted murders. Serious assaults have also fallen on the 5YA and PYTD (n=17). The overall detection rate for Group 1 crime is 66.7%, as compared to a 5YA of 70.3%.

There have been 199 recorded common assaults, a decrease on the 5YA of 230.4. 55 of these assaults targeted emergency workers. These crimes are most commonly perpetrated against police officers.

13 fire-raising crimes have been recorded – slightly below the 5YA (17.4 crimes). The current detection rate is 7.7%, compared to the 5YA rate of 12.6%. Meanwhile, recorded vandalism crimes fell quite significantly, from a 5YA of 234 crimes and PYTD figure of 172 to 160 crimes.

Antisocial Behaviour

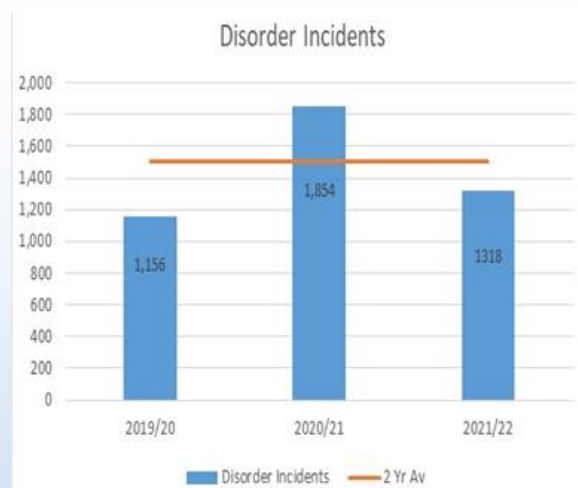
CONTEXT:

The number of Disorder incidents shows a marked decrease in comparison to last year (-28.9%).

Many of the disorder incidents recorded last year related to perceived or actual breaches of COVID-19 regulations being reported by members of the public.

Calls of this nature have been recorded as disorder and antisocial behaviour incidents and this trend is seen across the entire country. It is expected that this is likely to continue throughout the pandemic.

Many disorder incidents reported in Inverclyde are as a result of large scale youth gatherings specifically over the school holidays at various locations in Inverclyde. Many of the issues relate to intoxication, Anti-social behaviour, property damage and young people putting themselves in risky situations. Police and Partners have developed a dedicated dynamic action plan to target patrols to specific areas based on recent intelligence. Several key partners are actively involved in this action plan including Police Scotland, BTP, Inverclyde Council Community Wardens and Youth Workers. The majority of young people who are gathering are out socialising with friends however a minority are intent on causing disorder whereby they will be dispersed, alcohol confiscated and parents contacted or parent alert letters issued. Community youth link workers engage with the young people to highlight alternative options to gathering and offer appropriate safety advice.



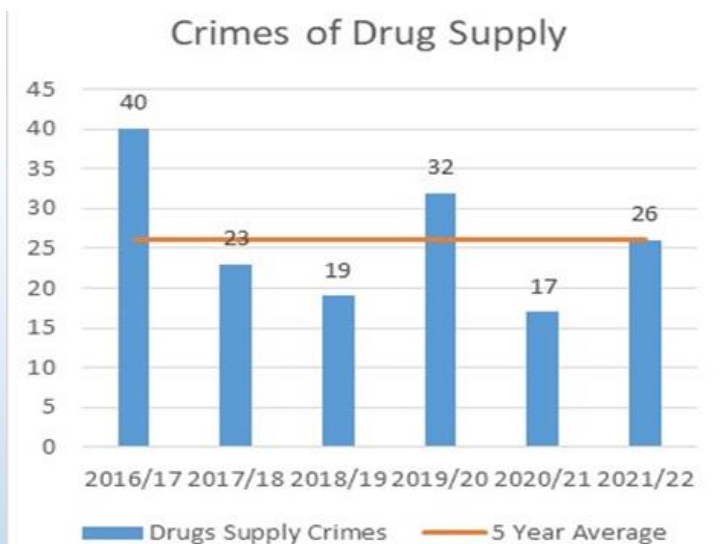
SERIOUS ORGANISED CRIME - DATA OVERVIEW

CONTEXT:

YTD, there have been 26 crimes involving drug supply, production and cultivation offences, compared to PYTD of 17 crimes, however remains equal to the 5YA. Commodity Seizures included diamorphine, benzodiazepines, cocaine ecstasy and cannabis.

Pro-active work is carried out on a daily basis by teams based within Inverclyde, supported by Divisional teams, which specifically target the two Serious and Organised Crime groups, one of which predominantly impacts on Inverclyde.

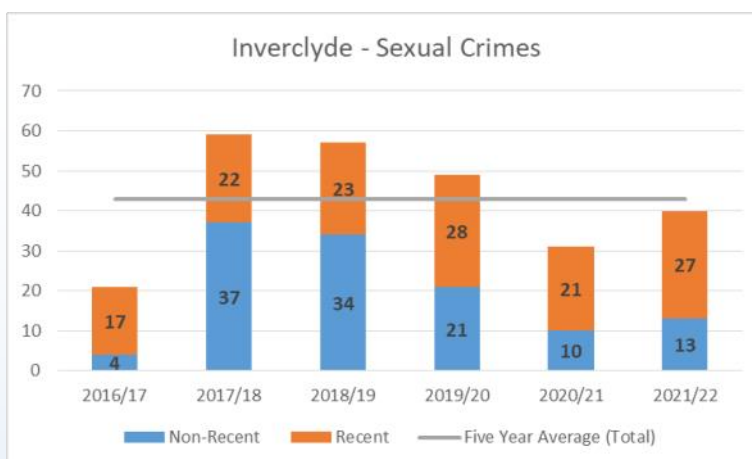
Enforcement activity is intelligence led to ensure the right people are being targeted in the right places. We continue to gather intelligence for further enforcement action in Inverclyde and it remains a priority for officers to carry out intelligence led patrols ensuring that individuals involved in the possession and supply of controlled drugs are pro-actively engaged, subsequently leading to obtaining and executing search warrants.



PROTECTING PEOPLE AT RISK FROM HARM - DATA OVERVIEW

Reported sexual crimes increased by 29% when compared to PYTD, to a total of 40 crimes, however remain below the 5YA of 43.4. The detection rate for sexual crimes is 40%, down from a 5YA of 49.8%. 70% of sexual crimes occurred in dwelling houses – up from the 65% noted in the previous year.

Over 57% of the sexual crimes recorded in the reporting period were against young people under the age of 16 years at the time of the offence. Sexual communications and other cyber-enabled crimes continue to be reported and account for approximately 40% of all sexual crimes recorded.



Reports of both 'recent' and 'non-recent' sexual crimes have increased slightly compared to the previous year, rising by 29% and 30% respectively. A third of reports in the current year involved non-recent reporting. All non-recent sexual crimes involved victims aged under 16 years at the time the offence occurred.


There have been 18 missing person reports in Inverclyde – an increase on the previous year (n=17). The number of young people going missing from Children's Homes remained the same from last year (n=2). 38.9% of missing people were traced within 24 hours. 22% of missing person incidents involved two repeat missing persons.

245 domestic abuse incidents have been recorded, down by 18.3% when compared to PYTD and down by 19.2% on the 5YA. These incidents resulted in 123 domestic crimes and offences being recorded – an increase of 5.1% on the previous year's volume.

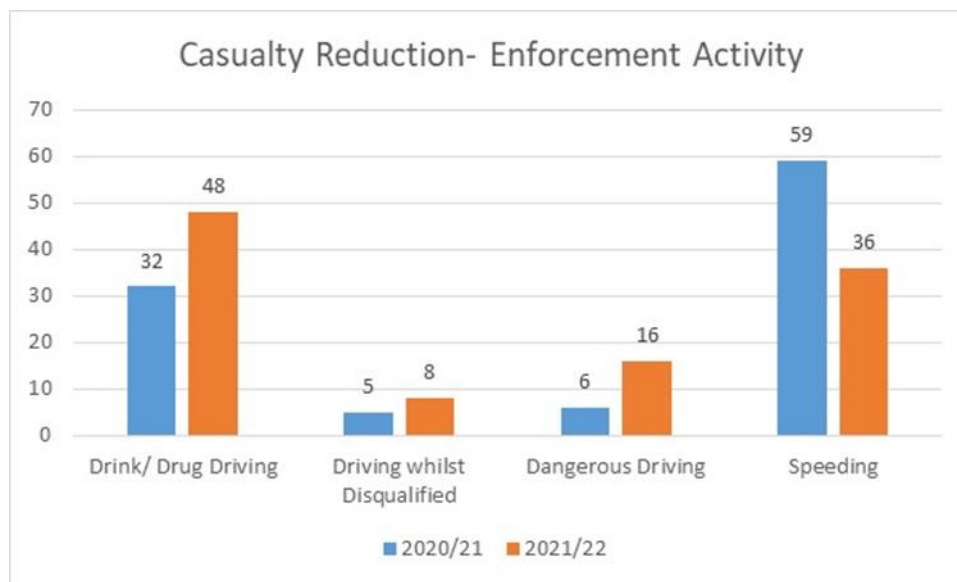
As part of the on-going commitment to assist vulnerable people in crisis, Police in Inverclyde are now utilising Distress Brief Intervention (DBI) which is a time limited and supportive problem solving contact with an individuals in distress and involves an empathetic and compassionate response. DBI level 2 is provided by trained 3rd sector staff (SamH) who would make contact with the person within 24 hours of presentation, and provide community problem solving, support and signposting for a period of up to 14 days. This process has been operational for Inverclyde Police since June 2021 and so far the results have been very positive in getting people the right help at the right time.

ROAD SAFETY & ROAD CRIME - DATA OVERVIEW

PRIORITY: REDUCE THE NUMBER OF PERSONS KILLED OR INJURED ON OUR ROADS

Road Traffic Casualties		2020/21	2021/22
	Number of persons killed on our roads	0	0
	Number of persons seriously injured	4	5
	Number of persons slightly injured	9	4
	Number of children seriously injured	0	2

Road Traffic Data from 01/04/2021 to 31/07/2021



CONTEXT:

There have been no road fatalities throughout the reporting period – which remains the same as the previous YTD. Meanwhile, serious road injuries fell by 25% (n=1) while slight injuries fell by 55.6%, to a total of four. Two children have been seriously injured on Inverclyde’s roads year-to-date, an increase on the same period last year.

Overall, offences relating to motor vehicles fell from a 5YA of 494.8 to a total of 377. However, an increase was recorded in drink/drug driving offences (+50%), amongst other road traffic offences. While the detection rate fell from a 5YA of 91.8% to 83.8% in the current year, the detection rate remains well above the national average.

Local officers accompanied by Road Policing officers are conducting a series of engagement and enforcement initiatives aimed at raising awareness about various aspects of road safety. This has included a high visibility and unmarked patrols combined with speed checks at various locations with some drivers being issued fixed penalty notices, Anti-Social Behaviour orders or given appropriate road safety advice. Road Policing department are providing assistance regarding the recent escalation in the use of off-road bikes and Quad bikes especially when being used on footpaths, parks and roads. Many of the people involved are young people who have been given bikes by their parents who often are not aware of the rules. A media campaign is being developed in conjunction with Inverclyde Council Safer Communities to highlight the legal implications and dangers associated with the use of off-road bikes which will be followed by a period of action against individuals who continue to flout the rules.

PUBLIC CONFIDENCE: COMPLAINTS & USER SATISFACTION

COMPLAINTS ABOUT THE POLICE

From 01/04/2021 - 31/07/2021

Quality of Service Allegations	10
On Duty Allegations	22
Off Duty Allegations	0
Total Allegations	32

On Duty Allegations

Unlawful Arrest	Assault	Corrupt Practice	Discrimination	Excessive Force	Incivility	Irregularity in Procedure	Neglect of duty	Oppressive Conduct	Other Criminal	Other Non Criminal	Traffic	Total
1	4	0	0	2	3	11	0	1	0	0	0	22

Off Duty Allegations

Crimes of Dishonesty	Crimes of Indecency	Crimes of Violence	Malicious Mischief	Incivility	Misc Offences	Offences involving Motor Vehicles	Other	Other Crimes	Total
0	0	0	0	0	0	0	0	0	0

Context:

A total of 32 complaints have been made in the reporting period, equating to 32.8 complaints per 10,000 police incidents. No off duty allegations were made in the reporting period, while a total of 22 on duty allegations were made (compared to a three year average of 25.7 allegations). A total of 10 allegations were made in relation to quality of service - slightly above the three year average (n=9.0).



**Inverclyde Performance Report
1st April 2021 - 30th June 2021**



**SCOTTISH
FIRE AND RESCUE SERVICE**

Working together for a safer Scotland

**Working together
for a safer Scotland**

Inverclyde Performance Report

Table of Contents

Local Fire and Rescue Service Plan Priorities	3
Inverclyde Activity Summary	4
Domestic Safety - Accidental Dwelling Fires	5
Domestic Safety - Accidental Dwelling Fire Casualties	6
Unintentional Injury and Harm	7
Deliberate Fire Setting	8
Non-Domestic Fire Safety	9
Unwanted Fire Alarm Signals	10

Local Fire and Rescue Service Plan Priorities

The Local Fire and Rescue Service Plan has been developed to set out the priorities and objectives within Inverclyde and allows our local authority partners to scrutinise the performance outcomes of these priorities. We will continue to work closely with our partners in Inverclyde to ensure we are all “**Working Together for a Safer Scotland**” through targeting risks to our communities at a local level.

The plan has been developed to complement key partnership activity embedded across Inverclyde Community Plan and associated Delivery and Thematic plans. Through partnership working we will seek to deliver continuous improvement in our performance and effective service delivery in our area of operations.

The Local Fire and Rescue Plan for Inverclyde identified six areas for demand reduction and is subject to regular monitoring and reporting through the Police / Fire and Rescue Committee. A summary of the priorities and current activity is detailed below with further detail and analysis contained within this performance report.

	Accidental Dwelling Fires	Accidental Dwelling Fire Casualties	Unintentional Injury and Harm	Deliberate Fire Setting	Non-Domestic Fire Safety	Unwanted Fire Alarm Signals
Inverclyde Central	3	0	2	32	2	12
Inverclyde East	1	0	0	52	1	3
Inverclyde East Central	1	0	0	43	1	7
Inverclyde North	6	4	0	23	1	20
Inverclyde South	4	1	1	62	0	10
Inverclyde South West	2	0	0	33	2	3
Inverclyde West	1	0	0	32	2	6

Total Incidents	18	5	3	277	9	61
Year on Year Change	● -22%	◆ 67%	◆ 200%	◆ 50%	◆ 80%	◆ 3%
3 Year Average Change	● -5%	● -17%	● -38%	◆ 16%	◆ 29%	● -11%

About the statistics within this report

The activity totals and other statistics quoted within this report are published in the interests of transparency and openness. They are provisional in nature and subject to change as a result of ongoing quality assurance and review. Because all statistics quoted are provisional there may be a difference in the period totals quoted in our reports after local publication which result from revisions or additions to the data in our systems. The Scottish Government publishes official statistics each year which allow for comparisons to be made over longer periods of time.

- Activity levels have reduced by more than 5%
- ▲ Activity levels have reduced by up to 5%
- ◆ Activity levels have increased overall

Inverclyde Activity Summary



311

fires
primary & secondary



57

special
services



169

false
alarms



537
total number of
incidents



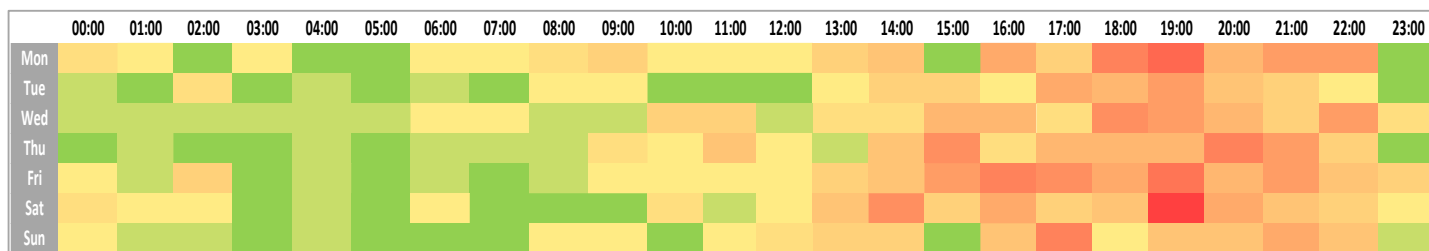
9
fire & non-fire
casualties



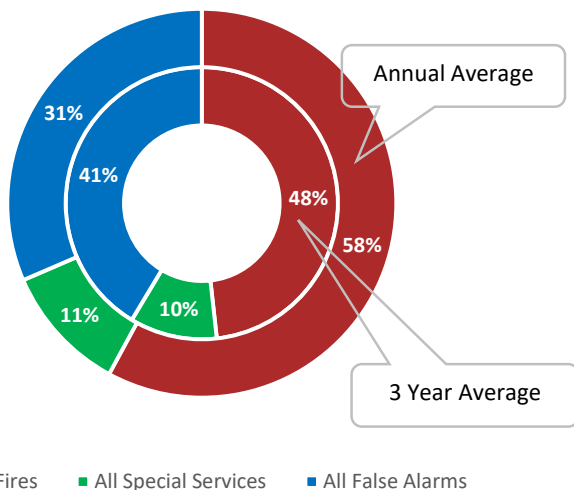
£120,170
economic cost of
ufas incidents

*data above is year on year change

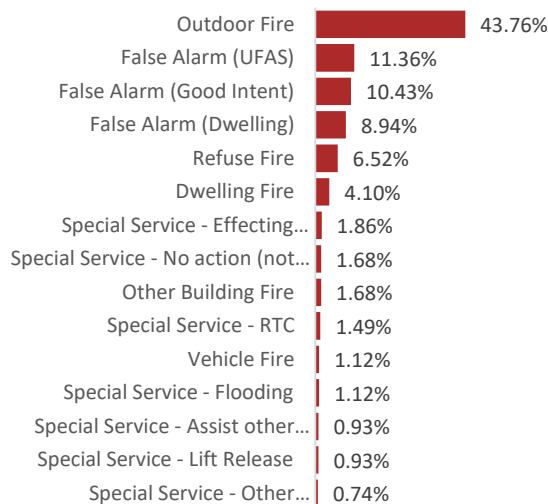
Activity by Time of Day



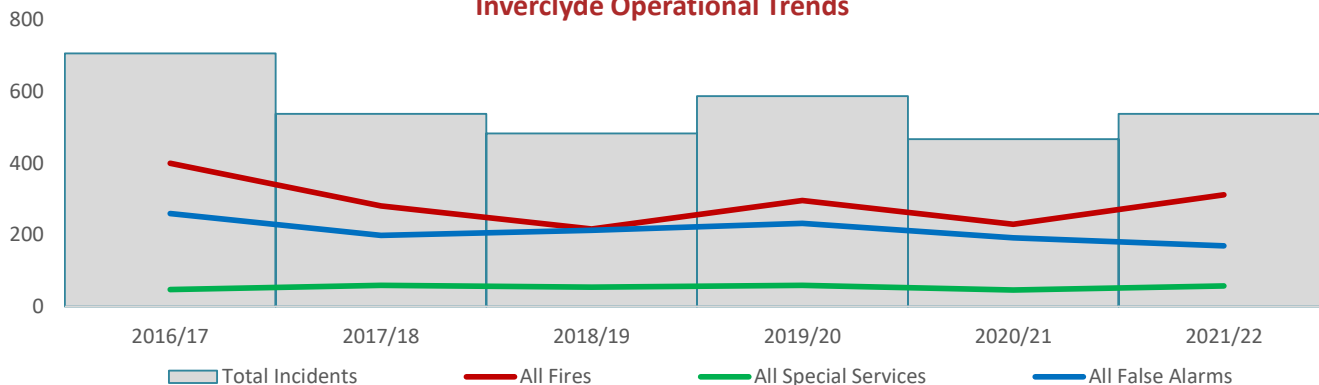
Incidents by Classification



Top 15 Incidents Types by %



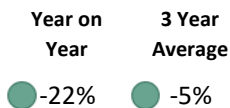
Inverclyde Operational Trends



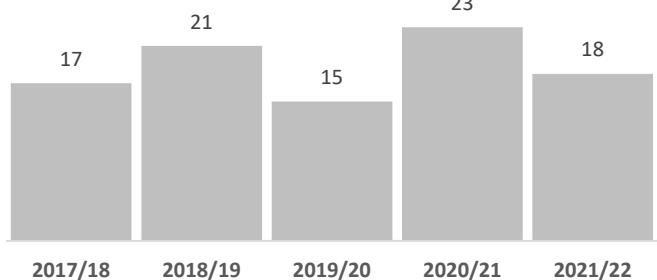
Domestic Safety - Accidental Dwelling Fires



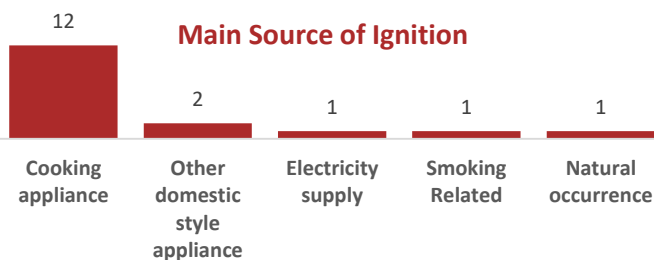
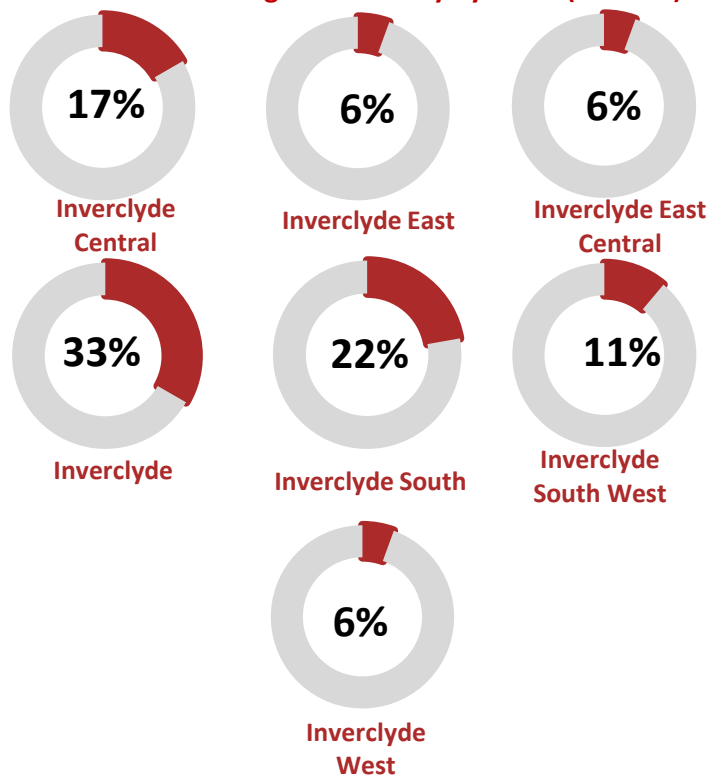
Performance Summary



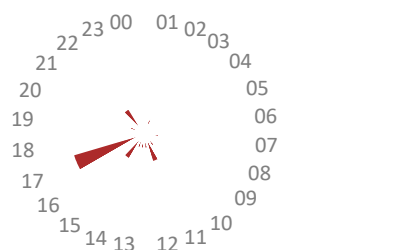
Accidental Dwelling Fires



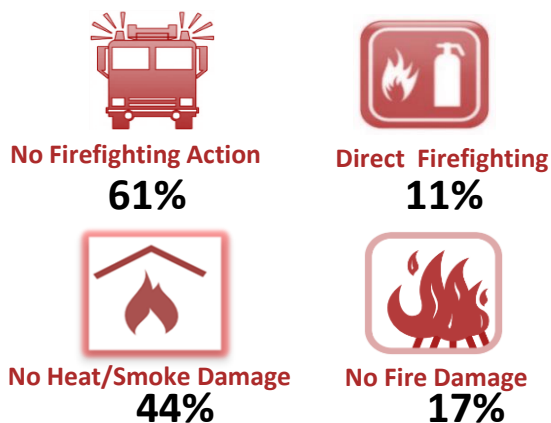
Accidental Dwelling Fires Activity by Ward (% share)



Accidental Dwelling Fires by Time of Day



Severity of Accidental Dwelling Fires



Human Factors



Automatic Detection & Actuation



A decrease when compared to the same period last year. A high percentage of calls still being made through linked alarms which is positive. SFRS will continue to support the Scottish Government's new detector standard and promote the benefits to all households.

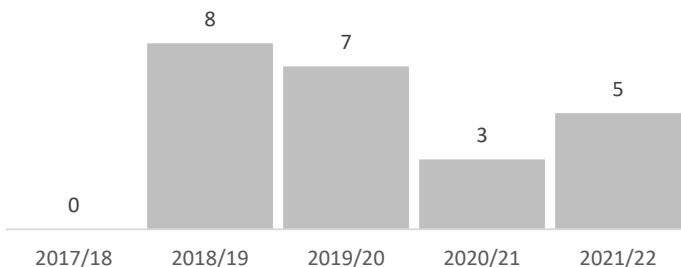
Domestic Safety - Accidental Dwelling Fire Casualties



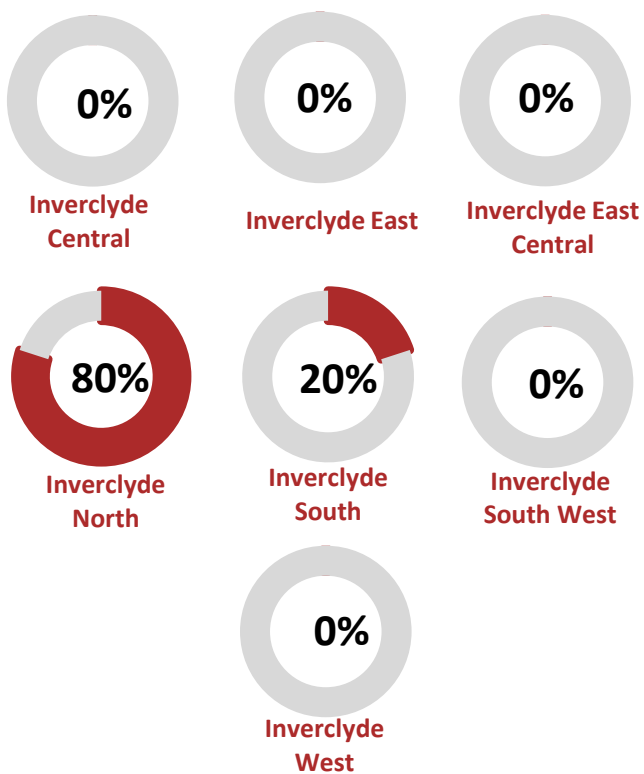
Performance Summary

Year on Year **67%** (diamond icon)
 3 Year Average **-17%** (circle icon)

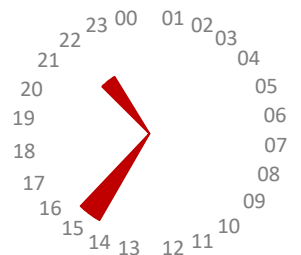
Accidental Dwelling Fires Casualties



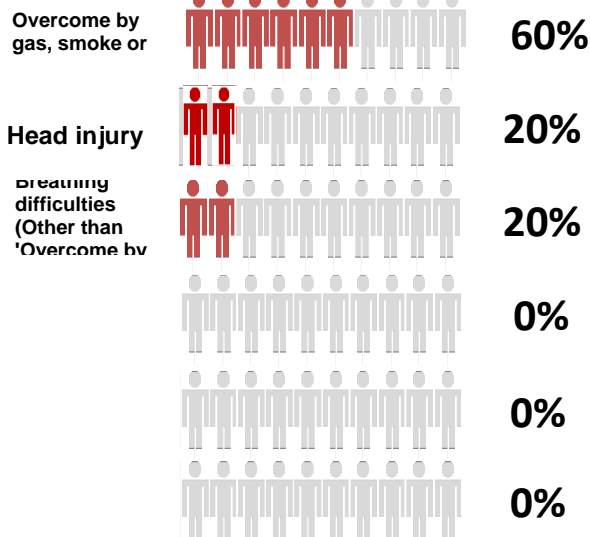
Accidental Dwelling Fire Casualties by Ward (% share)



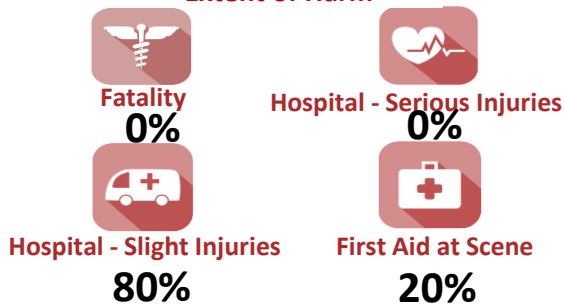
Fire Casualties by Time of Day



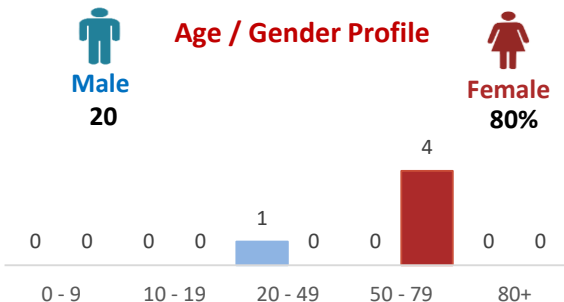
Nature of Injury



Extent of Harm



Age / Gender Profile



A slight increase in the number of casualties over this period. Committee will note the percentage of casualties requiring hospital treatment (80%/4 people), however, early warning of fire is key in preventing the outcome becoming more serious. SFRS continues to deliver its Home Fire Safety Visit programme and works with partners to identify those most in need.

Unintentional Injury and Harm

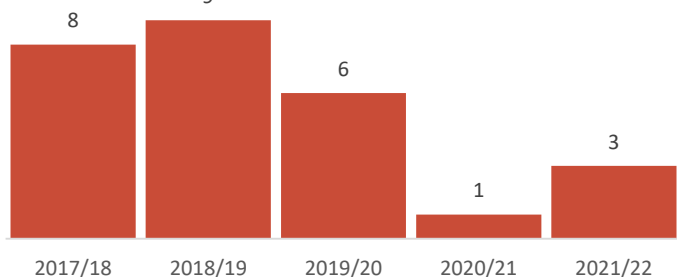


Performance Summary

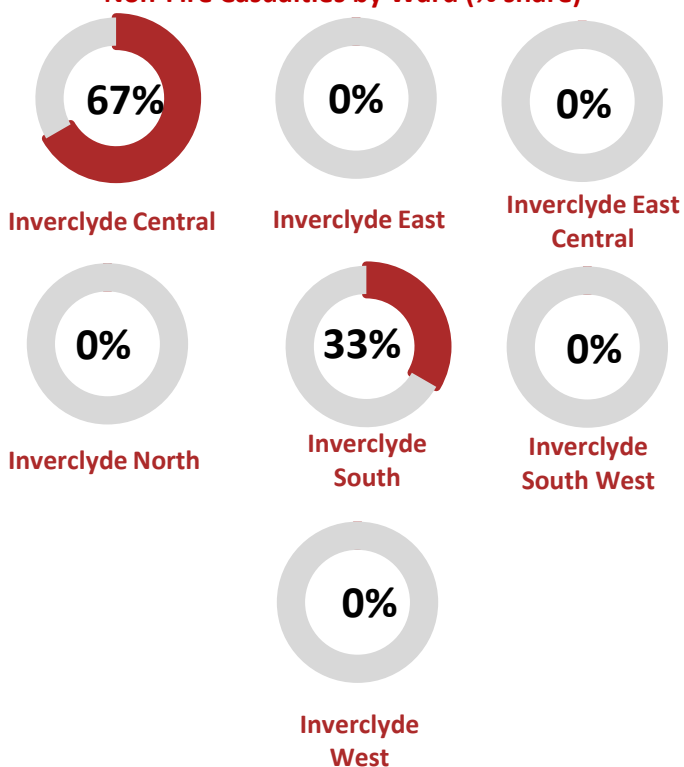
Year on Year 3 Year Average

◆ 200% ● -38%

Non-Fire Casualties

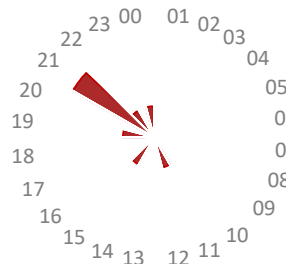


Non-Fire Casualties by Ward (% share)

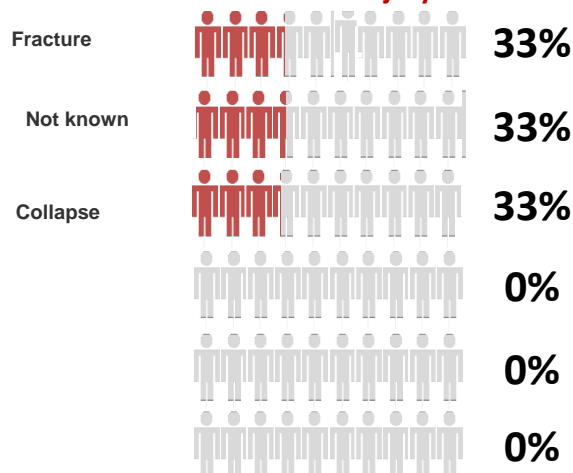


An increase over this period but activity levels remain low. A positive picture in relation to all activity being where SFRS has supported partner agencies.

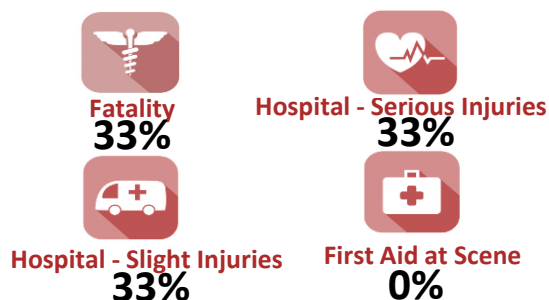
Non-Fire Casualties by Time of Day



Nature of Injury



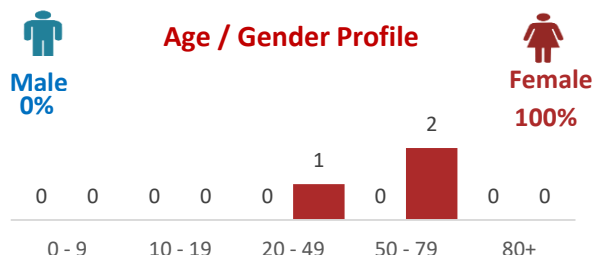
Extent of Harm



Non-Fire Emergency Activity



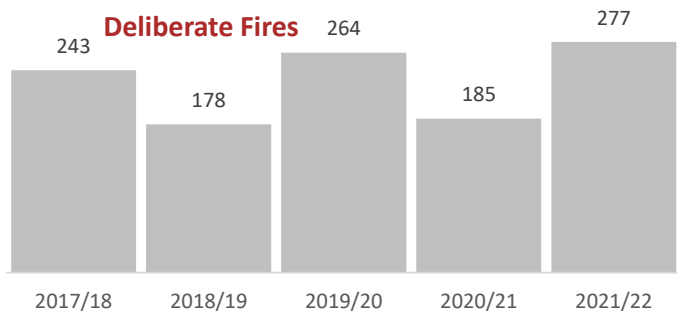
Age / Gender Profile



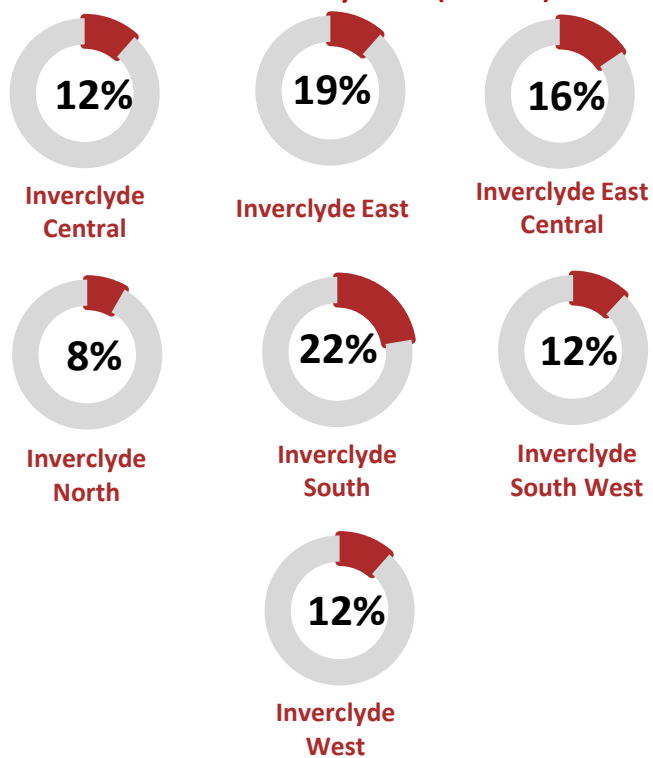
Deliberate Fire Setting



Performance Summary



Deliberate Fires by Ward (% share)

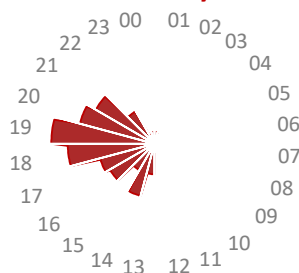


Definitions

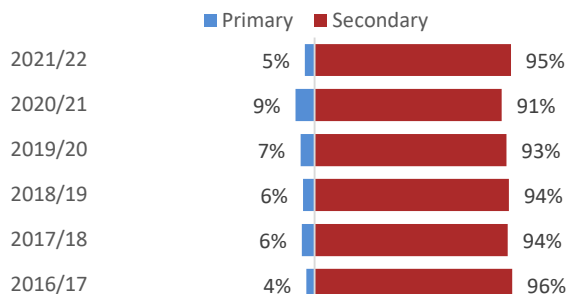
Primary Fires - all fires in buildings, vehicles and outdoor structures or any fire involving casualties, rescues or fires attended by five or more appliances

Secondary Fires – fire incidents that did not occur at a primary location, was not a chimney fire in an occupied building, did not involve casualties (otherwise categorised as a primary incident) and was attended by four or fewer appliances.

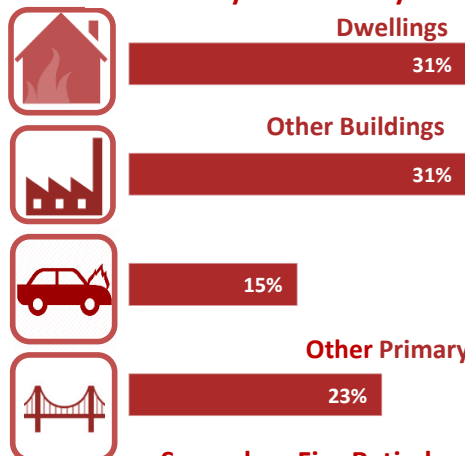
Deliberate Fires by Time of Day



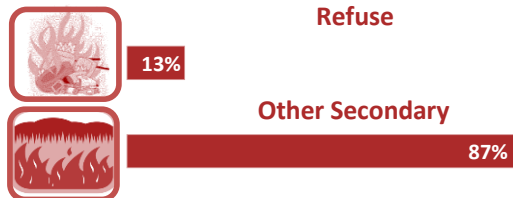
Deliberate Fires by Classification



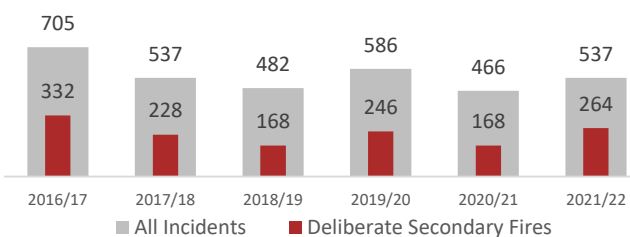
Primary Fire Ratio by Activity Type



Secondary Fire Ratio by Activity Type



Deliberate Fires Compared to Operational Activity



An increase in deliberate fires over this period, however this is set against a reduction in primary fire percentage. SFRS continues to play a full part in the Community Hub Meetings with our partners on Mondays, Wednesdays and Fridays to highlight trend or increased activity areas for action.

Non Domestic Fire Safety



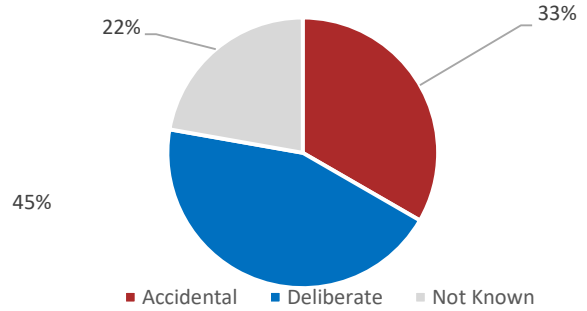
Performance Summary

Year on Year **80%** 3 Year Average **29%**


Non-Domestic Fires by Time of Day




Non-Domestic Fires by Nature of Origin



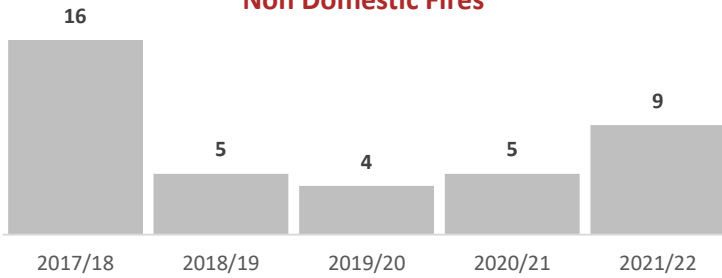
Severity of Non-Domestic Fires



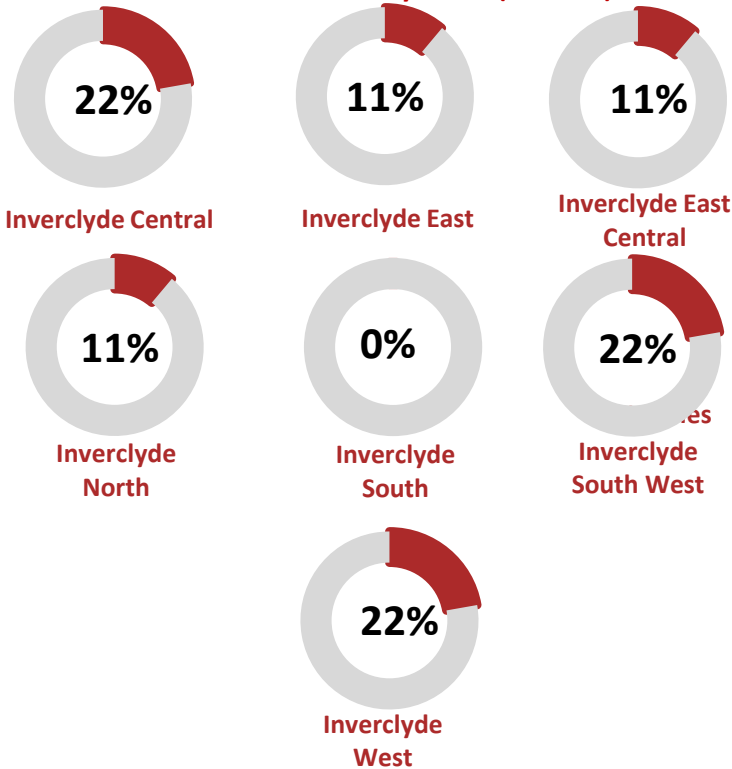
Non-Domestic Fires by Premises Type



Non Domestic Fires



Non-Domestic Fires by Ward (% share)



A decrease in damage caused by heat and smoke with an increase in direct firefighting this will be due to the nature of some incidents. Our Protection officers will continue to support local businesses through our Fire Safety Audit Programme both pre and post fire.

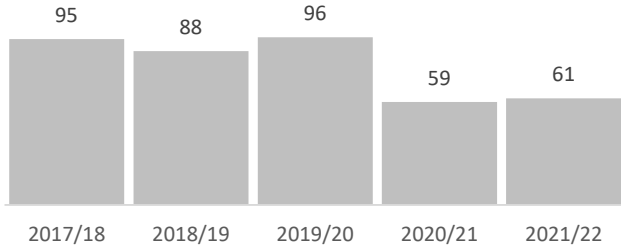
Unwanted Fire Alarm Signals



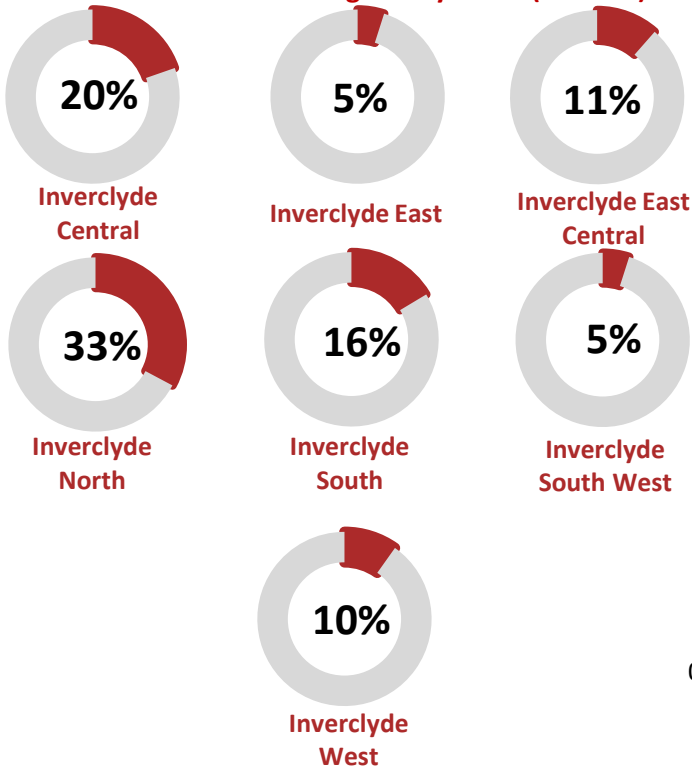
Performance Summary

Year on Year ◆ 3%
 3 Year Average ● -11%

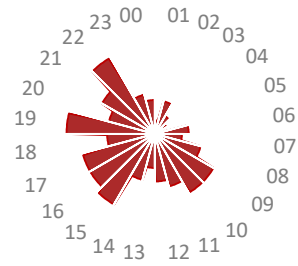
Unwanted Fire Alarm Signals



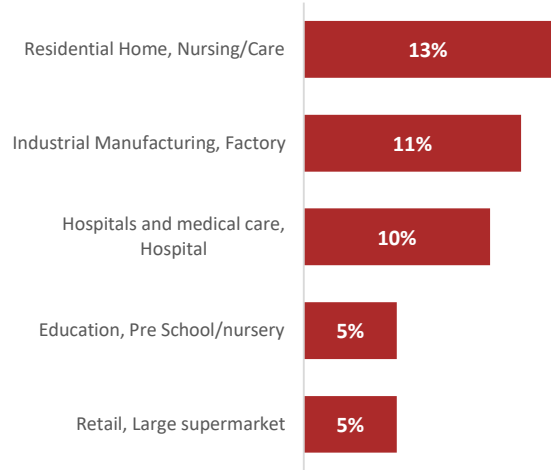
Unwanted Fire Alarm Signals by Ward (% share)




Unwanted Fire Alarm Signals by Time of Day



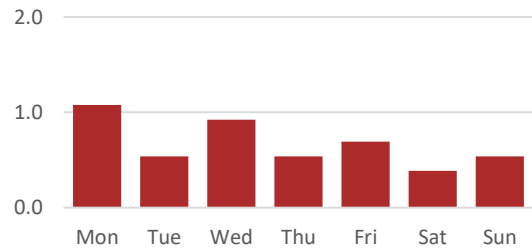
Unwanted Fire Alarm Signals - Top 5 Premises



Unwanted Fire Alarm Signals Activity Ratios



Average Unwanted Fire Alarm Signals per Day



A similar data set when compared to the same period last year in terms of demand. The property types for UFAS remain consistent with some seasonal fluctuation (educational lower than usual). SFRS has begun a wider consultation 'Time for Change' which will look to reduce demand in terms of our response to UFAS incidents and realise benefits for SFRS and businesses across our communities.

Report To:	Local Police and Fire Scrutiny Committee	Date:	16 September 2021
Report By:	Corporate Director Education, Communities & Organisational Development	Report No:	P&F/05/21/HS
Contact Officer:	Hugh Scott, Service Manager, Community Learning Development, Community Safety & Resilience and Sport	Contact No:	715450
Subject:	Local Police and Fire Scrutiny Committee Update Report (Sept 2021)		

1.0 PURPOSE

- 1.1 The purpose of this report is to update the Local Police and Fire Scrutiny Committee on current and emerging issues relating to Police and Fire and Rescue Services.
- 1.2 The report includes a further update from the Scottish Parliament's Justice Sub-Committee on Policing in respect of Police Scotland's use of remote piloted aircraft systems (RPAS) and body worn video cameras, an update from the COSLA Police Scrutiny Convenor's Forum in respect of RPAS and the proposed future template report on the performance and activities of Police Scotland to the Committee.

2.0 SUMMARY

- 2.1 The report provides an opportunity for the Committee to be made aware of national initiatives, reviews, and consultations and, where appropriate, to inform Members of potential future agenda items relating to Police and Fire and Rescue matters.
- 2.2 This report is intended to draw these elements together with a view to informing and shaping future meeting agendas as appropriate and raising awareness of emerging issues.
- 2.3 This report provides updates for the following:
 - Local Policing Plan Consultation Response;
 - Independent Advisory Group on Emerging Technologies in Policing;
 - The Scottish Police Authority and Scottish Police Authority Board; and,
 - The Scottish Fire & Rescue Service Board.

3.0 RECOMMENDATIONS

- 3.1 That the Committee notes the current and emerging national issues relating to Police and Fire & Rescue matters.

Ruth Binks
Corporate Director
Education, Communities & Organisational Development

4.0 Local Police Plan Consultation

- 4.1 The development of Local Police Plans for 2020-23 is being jointly progressed by the Scottish Police Authority (SPA), Police Scotland and COSLA. The first stage consultation was open from 27th June to 13th August 2021 and an initial Officer based response was submitted during the period of Committee recess.
- 4.2 Follow up discussion sessions are planned for September, with dates to follow. These discussion sessions will build on the feedback received through the survey, and present a further opportunity for any concerns or issues to be raised and proposed solutions identified, as well as for best practice examples to be identified and shared. Once dates are confirmed, Elected Members will be contacted to ensure an opportunity for full engagement.

5.0 Independent Advisory Group on Emerging Technologies in Policing

- 5.1 The group was established following the work of the Justice Sub-Committee on Policing in exploring issues relating to the potential introduction of cyber kiosks, facial recognition, body-worn video cameras and remote piloted aircraft systems.
- 5.2 The work of the group is being progressed via four work streams, with each producing separate reports and recommendations: -
- Legal framework and ethical standards
 - Evidence and scientific standards
 - Consultation and community engagement
 - Oversight, scrutiny, and review
- 5.3 The Consultation period ran from 5th July to 20th August 2021, Officers completed the consultation on behalf of the committee due to the holiday period.

6.0 The Scottish Police Authority and Scottish Police Authority Board

- 6.1 The SPA met on the [30th June 2021](#) and considered several updates. This included Policing Performance, Finance Regulations and Health Safety and Wellbeing. The next meeting is due to take place on the 25th August 2021.
- 6.2 Policing Performance: The SPA discussed the [Quarterly Performance Report \(Q4 2020/21\)](#) The linked strategic planning processes and alignment with the strategic outcomes of: -
- Public Safety and wellbeing
 - Needs of local communities
 - Confidence in policing
 - Positive working environment
 - Sustainable and adaptable Service
- 6.3 [Chief Constables 2020/21 Year-end Performance Assessment](#) is largely shaped around the strategic outcomes and an appropriate update in relation to the police response to the pandemic. The report is presented with the following sections: -
- Chief Constable's foreword
 - Executive summary
 - Policing in 2020/21
 - Public Confidence
 - Operation TALLA – Police Scotland Response to COVID-19
 - Summary of Performance
 - Measures of Progress towards strategic outcomes

6.4 [Policing Performance Framework](#) outlined the refreshed framework to ensure there is a strategic alignment with: -

- Joint strategy for policing (2020)
- Annual Police Plan (APP)
- Operation Talla strategic objectives
- DCC/DCO Delivery plans
- Equality Outcomes

6.5 The survey on Body Worn Video (BWV) “is the second of its kind” and is currently in a period of Consultation. The reasons for using Body Worn Video by Police Scotland include: -

- Improving the quality of interactions with the public
- Reducing and resolving complaints
- Increasing officer safety
- Reducing delays to justice
- Greater public transparency

The consultation period runs from 1st June to 31st August 2021 and Elected Members have been invited to submit their comments.

6.6 The Gaelic Language (Scotland) Act 2005 was passed by Scottish Parliament on 21st April 2005 with cross-party support and received Royal Assent on 1st June 2005. The plan set out proposed commitments of Police Scotland in support of the National Gaelic Language Plan and this is now in a period of consultation. The commitments in support of the plan can be summarised as -

- Increase the use of Gaelic
- Increase the learning of Gaelic
- Promote a positive image of Gaelic

The consultation period runs from 23rd July to 5th September 2021 and Elected Members have been invited to submit their comments.

7.0 The Scottish Fire & Rescue Service Board

7.1 The SFRS Board was held on 24th June 2021 and included updates to the undernoted Committees: -

- Audit & Risk Assurance Committee
- Change Committee
- People Committee
- Service Delivery Committee

A summary of each Committee is undernoted, with the next meeting scheduled for the 26th August 2021.

7.2 [Audit & Risk Assurance Committee](#) (ARAC) commenced on the 8th of July 2021 and the next meeting is scheduled for the 7th of October 2021.

The ARAC was invited to:

- Note the Overview Dashboard Report
- Scrutinise the Audit Scotland action plan
- Scrutinise the content of the Assessing the Effectiveness of Inspection Activity report

7.3 The Change Committee considered a proposal for the post implementation review report on [The New Watch Duty System Phase One & Two](#) on the 5th of August. The next meeting is scheduled for the 4th of November 2021.

7.4 The People Committee: [2nd of June 2021](#) considered reports on : -

- POD Performance Report
- Learning Needs Analysis
- Independent Audit Inspection Plan
- Health and Safety Policy Statement
- HS Annual Report 2019-20
- Strategic Risk Summary
- Annual Value Added Statement 2020-21
- UK Fire Standards 2021
- SFRS Training Centre, Newbridge - British Standards Institute Assessment Report
- POD Policy Review Schedule Update
-

The next meeting of the People Committee is scheduled for 9th of September 2021.

7.5 Service Delivery Committee: [26th May 2021](#) included update reports on : -

- Service Delivery Update Report
- Q4 Performance Report 2020-21
- Audit / Inspection Action Plan
- Unwanted Fire Alarm Signal (UFAS) Review Update
- [Grenfell Tower Fire Update Report](#)

The next meeting of the Service Delivery Committee is scheduled for 1st of September 2021.

8.0 IMPLICATIONS

Finance

8.1 There are no financial implications associated with this report.

Financial Implications

One off Costs

Cost Centre	Budget Heading	Budget Years	Proposed Spend this Report £000	Virement From	Other Comments
N/A					

Annually Recurring Costs/ (Savings)

Cost Centre	Budget Heading	With Effect from	Annual Net Impact £000	Virement From (if Applicable)	Other Comments
N/A					

8.2 Legal

In respect of section 10 of this report, section 45(5) of the Police & Fire Reform (Scotland) Act 2012 notes; A local commander must provide to the local authority such— (a) reports on the carrying out of police functions in its area (including by reference to any local policing plan in force for the area), (b) statistical information on complaints made about the Police Service in, or the policing of, its area, and (c) other information about the policing of its area, as the local authority may reasonably require.

8.3 Human Resources

There are no Human Resources issues associated with this report.

8.4 Equalities

None at this time, although recognition will be given to the wider and associate equalities agenda.

Has an Equality Impact Assessment been carried out?

	YES (see attached appendix)
X	NO - This report does not introduce a new policy, function or strategy or recommend a change to an existing policy, function or strategy. Therefore, no Equality Impact Assessment is required.

Fairer Scotland Duty

IF this report affects or proposes any major strategic decision –

Has there been an active consideration of how this reports recommendations reduce inequalities of outcome?

	YES – A written statement showing how this report's recommendations reduce inequalities of outcome caused by socio-economic disadvantage has been completed.
X	NO

Data Protection

Has a Data Protection Impact Assessment been carried out?

	YES – This report involves data processing which may result in a high risk to the rights and freedoms of individuals
X	NO

8.5 Repopulation

There are no direct repopulation issues associated with this report.

9.0 CONSULTATIONS

9.1 There were no consultations required outwith those noted in the report.

10.0 LIST OF BACKGROUND PAPERS

- 10.1
- Local Police and Fire Scrutiny Committee Update report (March 2021)
 - Local Police and Fire Scrutiny Committee Update report (May 2021)